

HR AS A LEADER

WORKBOOK

BY JULIE D. BURCH
WWW.JULIEBURCH.COM



You Must Be Willing and Able.



Requires _____



Change is not going anywhere.

What is driving the change?

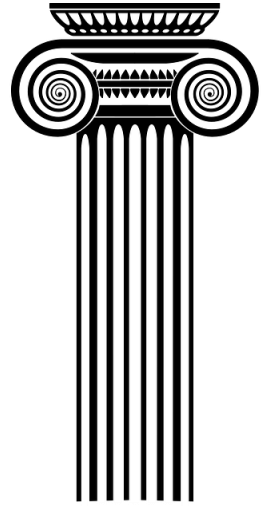
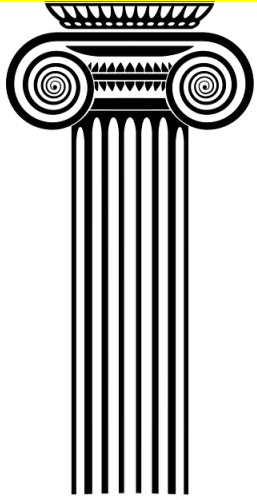


You Create the Environment




Pillars of Empathetic Leadership

This is the model of empathetic leadership.



Pillar #1

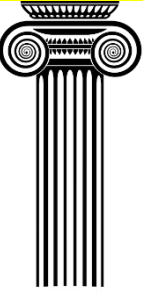


My top 3 to 5 values are:




VALUES

Contribution Requires Action.



Communication is Key.



The 3 V's:




Benefits and Barriers



7 Steps for More Effective Delegation

At the heart of the environment
Are the attitudes and actions of the leader.

Model the behavior we expect in others.
Our attitude and actions will set the standard.



Being Flexible
Being Adaptable
Change on a Dime
Stay Relevant

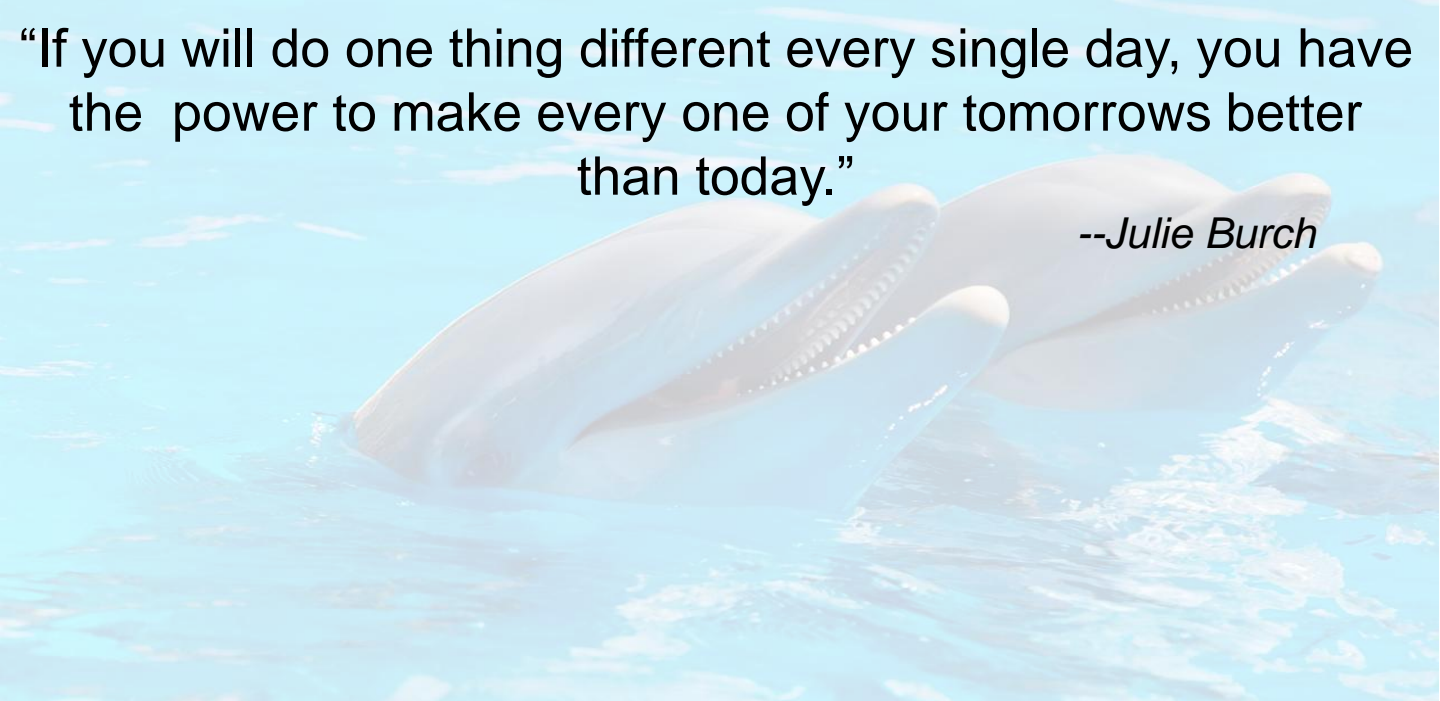


Taking Action Can Be Scary!

www.julieburch.com

“If you will do one thing different every single day, you have the power to make every one of your tomorrows better than today.”

--Julie Burch



My Goals Going Forward:

Julie Burch *JB* Speaks!
www.julieburch.com

← Julie D. Burch ⚙ Julie Burch Speaks
2120 Carrington Ave, Flower Mound, TX 75028
www.julieburch.com ⚙ julie@julieburch.com
214.679.2717 Phone